

BINSON'S

Orthotics & Prosthetics

WWW.BINSONS.COM | 888.BINSONS



O&P Resource Guide

Custom & Off-The-Shelf Orthotic Devices



888.BINSONS



WWW.BINSONS.COM

Binson's Orthotic Services

- Spinal Orthoses
- Composite Devices
- Back, Hip & Knee Bracing
- Maternity & Hernia Supports
- Fracture Care
- Diabetic Foot Care
- Pediatrics
- Sports Specialty Devices



Prosthetic Post-Op Treatment

- RRD: Removable Rigid Dressing
- Compression Therapy
- IWP: Ischial Weight Bearing Prosthesis
- Flo-Tech: Adjustable Post-Op System

How To Order

Write the order in the patient's chart and specify Binson's. Once Purchasing receives the order, they will contact us to provide the Post-Op service.



Binson's Consultants

- Matt Pelyak - 586-855-7153 (anytime)
- Rick Sprader - 248-719-2060 (anytime)
- Oncall/After hours - 586-755-2300 option 9



Prosthetics



Shrinker

Prosthetic shrinkers are used to control the volume and promote shrinkage in both transtibial and transfemoral amputations. Shrinkers can be applied at any time in the patient's rehabilitation, whether he or she is still in the hospital or at home.



Ace Wraps

Ace bandages are elastic wraps used to control volume and promote shrinkage of both transtibial and transfemoral amputations. They are typically applied by healthcare professionals and not the patient. Ace bandages can be applied at any time during the patient's rehabilitation.



Rigid Dressing

Rigid dressings are used to control volume, promote shrinkage, and protect the transtibial residual limb. The rigid dressing is custom made of fiberglass over the residual limb by a prosthetist and is typically applied by the prosthetist.



Ischial Weight-Bearing Prosthesis

The ischial weight-bearing prosthesis allows for weight bearing on the ischial tuberosity with no pressure on the amputation site. This allows for ambulation immediately after surgery and can be used with both transfemoral and transtibial prostheses.



Flo-Tech/APOP System

- Prefabricated plastic bi-valve socket for residual limb protection
- Prevents knee flexion contracture
- Applied by prosthetist, easily managed by the patient
- Not for volume control but compatible with shrinker or ace wrap for limb shaping



Immediate Post Op Prosthesis

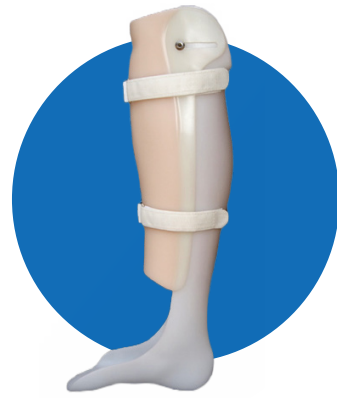
The immediate postoperative prosthesis is typically applied by the prosthetist and surgical team at the time of surgery. The prosthesis is applied directly over the residual limb and customized for each patient's use. Components can be attached to allow for immediate ambulation.

Custom Ankle Foot Orthosis



Plastic Hinged AFO

The design of this brace allows for free dorsiflexion and plantar flexion while limiting medial and lateral movement. The plastic construction is lightweight, cosmetically acceptable and allows the patient to change shoes. Fits a variety of ankle joints.




Patellar Tendon Bearing

The Patellar Tendon Bearing AFO is designed to offload weight from the ankle and foot while stabilizing the knee. The orthosis provides support around the entire circumference of the leg.



Bi-Valve AFO

This technique has been used successfully on patients with acute/chronic phases of charcot arthropathy, as well as diabetic ulcers associated with high pressure over bony prominences. The total contact cast is applied on the extremity for edema management and bony stabilization.



Custom Composite Ankle Foot Orthosis

For the patient, a custom-made AFO offers greater comfort and an increase in the function of the brace. This can lead to increased quality of life for the patient. A shorter fitting time for practitioners using prefabricated AFOs may make custom-made AFOs an appealing alternative.



OTS Composite Ankle Foot Orthosis

Off-the-shelf composite AFOs provide the newest technology in providing lightweight support with optimum rigidity. A variety of custom fitted designs are also available, making them a good evaluation tool for patients who may benefit from an AFO.

Semi-Rigid Ankle Foot Orthosis



Ankle Gauntlet

Removable plastic side stabilization inserts and offset eyelets help resist inversion and eversion. Additional features include an elastic back section, padded tongue, and vinyl side panels for reinforcement.



Leather Gauntlet

The leather gauntlet stabilizes the ankle, talocalcaneal, midtarsal and subtalar joints. The velcro and lace-up combination remains most popular for comfort and stability.



Articulating AFO

Articulating AFOs have an adjustable/removable plantar flexion stop. This can be fitted from a prefabricated design or custom fabricated.

Custom Ankle Foot Orthosis



Dorsiflexion Assist Ankle Foot Orthosis


A dorsiflexion assist AFO is designed to aid in ankle dorsiflexion (toe pickup) as well as limit motion in the ankle joint. This AFO can also limit plantar flexion.



Solid Ankle Foot Orthosis

A Solid Ankle AFO (Ankle Foot Orthosis) is an ankle foot orthosis used to immobilize the ankle joint and accommodate many pathologies.

Back Bracing: Lumbosacral Orthosis



Moldable Thermoplastic Insert

Moldable insert for use with pocket wraparounds. Heat conductive plastic on one side, padded three-ply insulating material on the other. May be shaped to fit the patient's body.



Pendulous Abdomen Support

Designed specifically to properly fit obese patients, providing both lumbar and abdominal support. The abdominal support pad contains and lifts the abdomen. When used with the moldable thermoplastic insert, it will support the spine and transfer weight comfortably.

Back Bracing: Maternity Supports



Canvas Lumbosacral Support


Three pulls along the side lace up for adjustment, and the front closure features a hook-and-eye. A two-way stretch white power net elastic front accommodates body contours while providing safe and comfortable abdominal support.



Elastic Lumbosacral Support

This garment is designed to provide support, helping transfer the weight of the extended abdomen from in front of the center of gravity back to the spine and over the pelvis.

Back Bracing: Thoracic Lumbosacral Orthosis



CASH Hyperextension Orthosis

The CASH Hyperextension Orthosis provides relief in the lumbar and thoracic areas of the spine by extending and stabilizing the spine. The vertical bar adjusts from the bottom of the pelvic pad to the top of the sternal pad; the horizontal bar adjusts from slot to slot on the side panels.



Jewett Hyperextension Orthosis

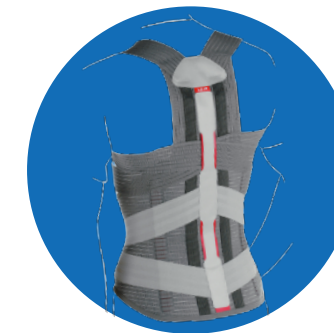
Designed to relieve and stabilize the lumbar and lower thoracic areas of the spine, reducing movement in the frontal and horizontal planes. The closure makes it easier to put on and facilitates proper adjustment. The lightweight, hygienic, and waterproof orthosis can be worn for extended periods of time without discomfort or irritation.

Back Bracing: Thoracic Lumbosacral Orthosis



Mother's Hug Hyperextension Orthosis

Hyperextension Orthosis made of plastic, which gives more total contact and less direct pressure.



Dorsolumbar Orthosis

Supports the thoracic lumbar spine. Loop and lock closure facilitates ease in fitting. Underarm straps help correct a kyphotic curvature and are frequently used for women with osteoporosis.



Semi-Rigid Foam Body Jacket

This orthosis, unlike its rigid cousin, is constructed of light-weight plastic and very soft inner foam. These materials are custom molded to the patient's torso, making the jacket more comfortable to wear for extended periods.



Custom Molded Body Jacket

The custom molded body jacket is designed to immobilize the spine from the neck to the hips and is available in a wide variety of rigid materials, including low or high density polyethylene, copolymer and polypropylene.



Taylor Orthosis

This Taylor Orthosis has two straps that limit forward flexion and extension of the thoracic lumbosacral spine.



Off-the-Shelf LSO

This prefabricated brace has a soft and comfortable interface with rigid components inside to provide circumferential pressure around the spine. The basic system is a modular spinal system designed to alleviate pain and stabilize the spine.

Back Bracing: Thoracic Lumbosacral Orthosis



Custom TLSO

Custom two-piece front and back designs are commonly used post operatively because they are easy to apply, while single piece front or back opening designs are more common when treating scoliosis.

Back Bracing: Cervical Thoracic Orthosis



CTO Brace

Designed in conjunction with leading spine surgeons, orthotists and nurses, the Miami JTO Thoracic Extension is a versatile, tool-free device that provides more control than a collar alone can provide.

Contracture Splints



Pressure Relief AFO

This device is worn while sleeping that can be used in conjunction with other orthotic devices. It is made of highly durable materials, which allow adjustment of the device in the calf and toe regions. Aluminum heel bars can adjust front-to-back movement of the ankle and foot.



Contracture Splint

The Contracture Splint is used to stretch the calf muscles and Achilles tendon to help prevent/relieve plantar fasciitis pain. The device is lightweight and streamlined, making it easy to change positions in bed. Some models allow you to remove the liner for washing.

Knee Supports



Range of Motion Knee Brace

The Range of Motion Knee Brace provides immobilization and precise range-of-motion in 5 or 10 degree increments for ligament injuries. The adjustable bars can be set for medial or lateral positioning, and a hinged bar with a breakdown capability is included.



Knee Immobilizer

This lightweight and durable immobilizer features wide elastic straps to provide secure fitting and prevent migration and twisting. A contoured posterior aluminum stay adds stability and the wide elastic strapping makes it comfortable to wear, while the foam on the straps can be trimmed as needed.

Compression Stockings



Ulcer Care Stockings

The Ulcer Care stocking system is designed to help manage venous leg ulcers. It eliminates the need for weekly bandaging visits. The two-stocking system—a liner and a zippered stocking—provides the gradient compression needed to heal venous leg ulcers.



Custom Made Compression Devices

Designed to fit over the leg, arm, trunk or head and provide the ultimate in compression therapy for the long term management of vascular and lymphedema conditions. These custom garments are made to the exact dimensions of the affected limb, allowing for accurate and consistent gradient compression that helps relieve symptoms.

Fracture Care



Solid Ankle Walker

Walker ankle braces are used to treat acute ankle sprains, soft tissue injuries and stress fractures of the lower leg and ankle.



Range of Motion Walker

Used for postoperative immobilization of Achilles tendon repairs, stable fractures of the lower leg and ankle, acute ankle sprains, and soft tissue injuries. It provides foot and ankle immobilization in varying degrees of flexion and extension.



Relief Stockings

These socks provide therapeutic support for your legs and can be worn with a closed or open toe. They come in three lengths, knee high, thigh high, and waist high with either firm or extra firm compression.

Post-Op Shoes



Post-Op Shoe

The Two-Strap or Lace-Up closure with strong vinyl enclosure for easy cleaning and greater durability will help you maintain your foot hygiene. A Soft foam insole has a lightweight rigid plastic non-slip sole. Use indicated for ambulation following foot surgery, cast removal, or treatment of a fracture.



Wedge Healing Shoe

The Wedge Healing Shoe has a shorter wedge that shifts weight back toward the heel and keeps the weight well behind the MP joints, which allows ulcerations under the metatarsal heads and toes to heal faster, while eliminating slippage.



Medical Surgical Shoe

This shoe provides you with a smoother-than-usual roll through your gait cycle. The forefoot has been reinforced to provide more rigid control of the forefoot and better protection. A narrower, reinforced heel snugly grips the heel, keeping your foot firmly seated against an insole of foam.



Cast Boot

The Closed Toe Boot is designed to protect the foot portion of the leg cast from outside elements. Its strong tan vinyl upper includes a soft skid-resistant outer sole, while soft reground rubber insoles absorb shock from ambulation.

Semi-Rigid Ankle Foot Orthosis



Stirrup Ankle Brace with Air Bladder

The Ankle Stabilizer is a popular brace for adults or youth with an acute ankle injury. It is designed to accommodate sprains, fractures and chronic instability. The brace allows for unobstructed dorsiflexion and plantarflexion.



Hinged Ankle Stirrup with Foam

The Ankle Stabilizer is a popular brace for adults or youth with an acute ankle injury. It is designed to accommodate sprains, fractures and chronic instability. The brace allows for unobstructed dorsiflexion and plantarflexion.

Upper Extremity Orthotics



Cock Up Wrist Splint

This product provides wrist immobilization while allowing full hand function, with the removable and adjustable palmer stay for maximum support.



Cock Up with Thumb Attachment

Similar to a wrist splint, this product additionally immobilizes the MP and CMC joints.



Thumb Spica

The MCP joint is immobilized in order to support and protect important collateral ligaments. The thumb is maintained in opposition.



Resting Hand Orthosis

Supports the fingers, thumb, and wrist in a functional position and allows simple adjustment of the wrist and thumb.



Saebo Stretch Resting Hand Orthosis

The long finger flexors are stretched gently to prevent soft tissue shortening following neurological impairment.



Hand Orthosis

This splint immobilizes the thumb's CMC and MCP joints. Made from thin polypropylene that can be softened for minor adjustments.

Upper Extremity Orthotics



Hemi Sling

The Hemi Sling prevents shoulder subluxation by supporting the arm in the correct position.



Hemi Sling

Promotes functional positioning of the upper extremity while standing and moving around, while naturally reducing shoulder subluxation.



Clavicle Strap

The Figure-8 Strap is a soft brace designed to improve healing of a fractured clavicle. It is worn like a back pack, with each strap adjusting for size with hook and loop closures. Straps attach at the back of the device and are made of soft foam covered with cotton stockinette.



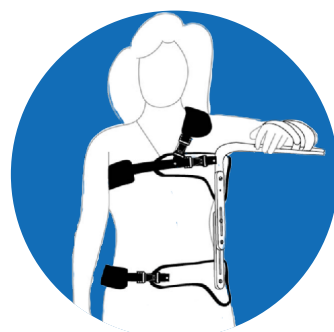
Universal Arm Sling

Provides comfortable support and protection after an upper extremity injury.



Shoulder Orthosis

Breathable knit shoulder support guides and centers the glenohumeral joint, promoting mobility while inhibiting rotation. It is contoured for comfort, with an adjustable silicone insert that reduces swelling and subluxation.



Airplane Splint

This splint is designed to prevent or treat adhesive capsulitis (reduced range of motion of the shoulder joint) which often occurs following shoulder surgery and can be a source of considerable discomfort.

Upper Extremity Orthotics



Abduction Pillow Sling

The Shoulder Sling provides comfort and protection after shoulder surgery in an abducted position.



Shoulder Immobilizer

Following shoulder surgery, the shoulder immobilizer keeps the arm close to the body to reduce shoulder rotation.



Elastic Elbow

A durable and ergonomically designed elbow brace that provides pain relief for tennis and golfer's elbow.



Elbow ROM

The variety of devices available provides 5-10 degree increments for elbow flexion and extension to accommodate post-surgical ROM limitations, joint stiffness and contractures.

Neck Bracing: Semi-Rigid



Marlin Collar

This medically designed orthosis is intended for extended wear and can be tolerated by patients without compromising stability. It has a molded polyethylene frame that distributes weight over a broad area, thereby reducing isolated local pressure.



Miami J Collar

The shell is constructed of low-density polyethylene and contoured to fit smoothly over the collarbones and below the base of the head, ensuring a comfortable fit over an extended period. Designed specifically for the ambulatory patient.

Neck Bracing: Semi-Rigid



Malibu Adjustable Collar

The brace consists of a soft, lightweight plastic body with chest and back plates. It has an open frame design for maximum ventilation and access for a tracheotomy.



Philadelphia Collar

This two-piece design provides total cervical arch support. It allows limited flexion, extension, and rotation. Conformance to the shoulder and lower jaw increases stability and comfort.



Aspen Collar

This collar is designed to encircle the neck and restrict motion without creating pressure points that lead to skin breakdown. It is rigid, yet flexible at its edges to conform to each patient's anatomy.



Aspen Vista Collar

This cervical collar features a telescoping height adjuster that is designed to fit virtually every size patient. The universal cervical collar is comfortable to wear, and it supports the neck by limiting movement with removable foam padding for easy washing.

Protective Helmets



Protective Headgear

The Hard Shell Comfy Cap is extremely well ventilated, retains limited body heat and is easy to clean using soap and water. It comes in three sizes: small, medium and large based on circumference measurements from the helmet-sizing chart. The standard color is silver gray but can be custom ordered in other colors.

Neck Bracing



Soft Foam Collar

This collar is designed for wear while sleeping. It is made of pliable foam and has a sculpted shape that comfortably fits the contours of the chin and jaw. The polyfoam material conforms to fit each patient's individual facial structure.



Halo Brace


The halo vest is used to immobilize a neck fracture or injury and keep it immobile until it heals or to stabilize the neck after spinal fusion, providing complete rigidity.

Back Bracing: Lumbosacral Orthosis



Lumbosacral Corset

Worn around the abdomen that helps to relieve muscle strain and strengthen the abdominal muscles when they are stretched or weakened. This is accomplished by lifting the abdomen upward and backward while providing support to the spine. Posture is also improved when the center of gravity is placed over the lower limbs.



Elastic Wraparound Support (Women's)

This provides lumbosacral support. Two aluminum stays positioned along the sides of the spinal column help to provide additional support. The simple hook-and-pile front closure allows for easy donning and doffing.



Universal Elastic LS Wraparound

This support comes with an adjustable hook-and-pile closure, with 3" wide overlapping tension straps on either side. The back section is made of firm elastic, attached to a soft flannel-lined front. The support also has two flexible stays and two spiral stays, which help prevent rolling.



Elastic Pocket Wraparound

The Elastic Pocket Wraparound comes with three interlocking, double-strength elastic panels with hook-and-pile closures. The posterior pocket can be used to hold a moldable thermoplastic insert.

Hip Bracing



Hip Knee Ankle Foot Orthosis

This lightweight, durable orthosis is custom-trimmed to your measurements and the pelvic section is lined with washable neoprene. It includes a virtual hip joint and either free motion or drop lock knee joints.



Hip Brace

The device has a choice of adjustable hip joints or 15-degree pre-set joints. It can flex, extend, and maintain the affected leg in its desired position. The device's distinct male/female pelvic designs accommodate large girths. Back panels are adjustable.



Binson's Consultants

- Matt Pelyak - 586-855-7153 (anytime)
- Rick Sprader - 248-719-2060 (anytime)
- Oncall/After hours - 586-755-2300 option 9